

If you have any questions, please contact me at jamie@teachmommyteach.com

Thank you for downloading!

You May:

- use these resources in your own home or classroom for non-commercial use.
- print as many copies as you would like.
- share the website link, <https://teachmommyteach.com/>, where this printable can be found, so that others can download the file.

You May NOT:

- sell, give away, or share a printed copy. Each person should download separately and print.
- print out a copy for multiple teachers, as in an entire school, co-op, or other group. Each teacher should download separately and print.
- link directly to the pdf. Instead, link to the page on <https://teachmommyteach.com/> or <https://teacherspayteacher.com/> where you found the download.
- claim this or any part of this printable as your own.
- alter this printable and claim it as your own.
- host any of the files on your personal or other websites that can be shared with others.
- Upload this resource to any file sharing sites

Credits!! Thank you Speaking of Images and Open Clipart!



<https://www.teacherspayteachers.com/Store/Speaking-Of-Images>



<https://openclipart.org/>

Sight Words First Grade Book 15: What Is That?

Pre-Reading Worksheets

Your child will practice the high-frequency words *what*, *that*, and *my*. Your child will also practice *CVC* words, blends, and previously learned sight words.

Name: _____

A digraph is when 2 letters represent 1 sound. T and H when together in that order represent the /th/ sound. Practice saying the /th/ sound.



*/th/ can be voiced or voiceless. Here are the rules to know when /th/ should be voiced or voiceless. This is a guide for adults and older children. Younger children should not have to worry about memorizing the rules, but should be able to articulate both the voiced and voiceless /th/.

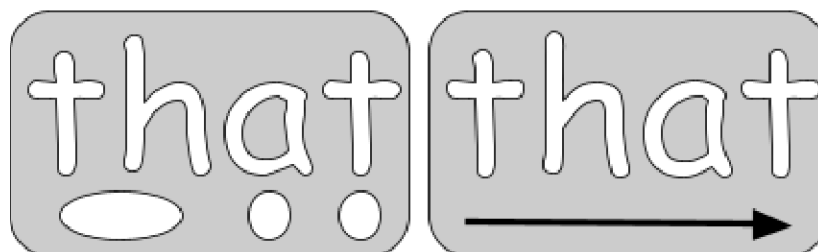
Voiceless

- Beginning of words that are nouns, verbs, adjectives, and adverbs (thumb, thought)
- In the middle of words before a consonant (youthful)
- Ending of words...every word except with (earth, bath)

Voiced

- Beginning of words that do not mean any specific thing or action (this, the, that, etc.)
- In the middle of words between 2 vowels (mother, father, bathe)

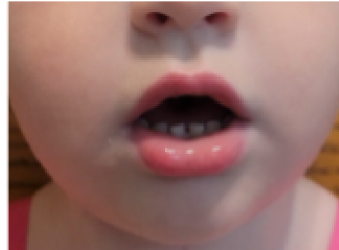
Touch each dot and say the sound the letter(s) represent. Then, touching the arrow, put the sounds together to sound out the word.



Name: _____

*In the English language there is a voiced and voiceless /w/ and /wh/. Many people are not able to distinguish between the two. Therefore, I do not teach the difference in sound. I teach that the **w sound** can be written with a **W** or a **WH**. You have to memorize the difference. One trick is that all question words use a **WH** at the beginning.*

The sight word **what** can be a tricky word to read. The **WH** represents the **w sound** in **what**. The **A** in this word will represent the **schwa sound**.



wh

a

t

Read each word. Draw a circle around the word **WHAT**. Draw a box around the word **THAT**.

that what that what what that

what that that what that that

Read the following sentences.



That dog is sad. What can we do for that dog?

That cat has a boo-boo. What can we do for that cat?

That kid is mad. What can we do for that kid?

Name: _____

The letter **y** at the end of a 1 syllable word will represent the **long i sound**. Read and color the sight word **my**.



Read the following sentences.

My dog had a hat.

"What is that on top of the dog?" said my pal.

"That is my dog's hat," I said.

"That is a pretty hat!" said my pal.



Sight Words First Grade Book 15: What Is That?

Extra Practice Post-Reading Worksheets

Name: _____

Read each word. Circle the grapheme (letter or letters that represent a sound) that is the same in each word within a box. The first box is done for you as an example.

to
do

fly
my

had
has
as

was
will
with

no
so

the
they

why
what

go
goes

now
down

said
saw



Sight Words First Grade Book 15: What Is That?

Answers Pre-Reading Worksheets

Your child will practice the high-frequency words *what*, *that*, and *my*. Your child will also practice *CVC* words, blends, and previously learned sight words.

Name: Answers

A digraph is when 2 letters represent 1 sound. T and H when together in that order represent the /th/ sound. Practice saying the /th/ sound.



*/th/ can be voiced or voiceless. Here are the rules to know when /th/ should be voiced or voiceless. This is a guide for adults and older children. Younger children should not have to worry about memorizing the rules, but should be able to articulate both the voiced and voiceless /th/.

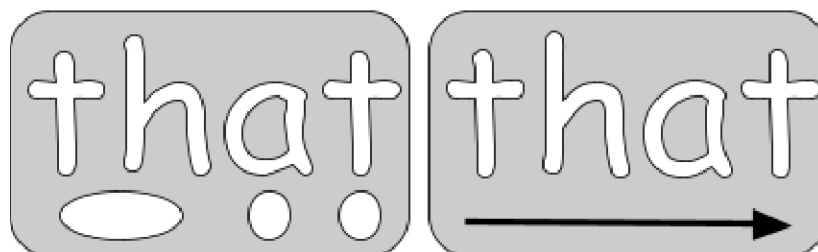
Voiceless

- Beginning of words that are nouns, verbs, adjectives, and adverbs (thumb, thought)
- In the middle of words before a consonant (youthful)
- Ending of words...every word except with (earth, bath)

Voiced

- Beginning of words that do not mean any specific thing or action (this, the, that, etc.)
- In the middle of words between 2 vowels (mother, father, bathe)

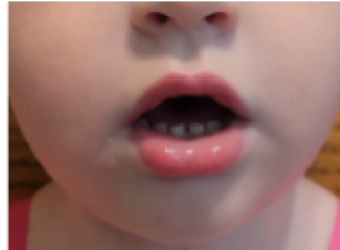

Touch each dot and say the sound the letter(s) represent. Then, touching the arrow, put the sounds together to sound out the word.



Name: Answers

*In the English language there is a voiced and voiceless /w/ and /wh/. Many people are not able to distinguish between the two. Therefore, I do not teach the difference in sound. I teach that the **w sound** can be written with a **W** or a **WH**. You have to memorize the difference. One trick is that all question words use a **WH** at the beginning.*

The sight word **what** can be a tricky word to read. The **WH** represents the **w sound** in **what**. The **A** in this word will represent the **schwa sound**.



wh

a

t

Read each word. Draw a circle around the word **WHAT**. Draw a box around the word **THAT**.

that

what

that

what

what

that

what

that

that

what

that

that

Read the following sentences.

That dog is sad. What can we do for that dog?

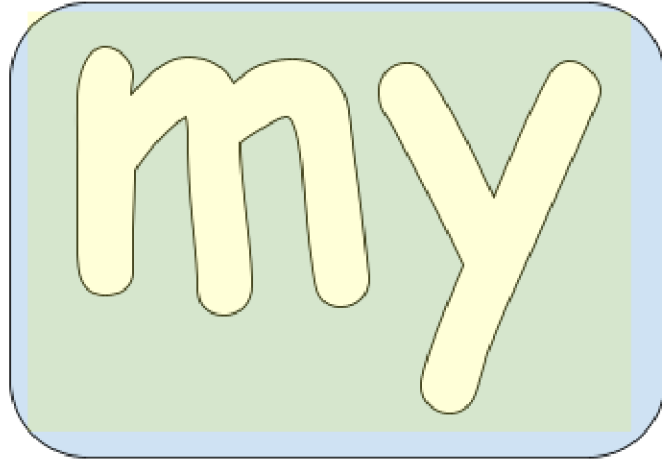

That cat has a boo-boo. What can we do for that cat?

That kid is mad. What can we do for that kid?

Answers

Name: _____

The letter **y** at the end of a 1 syllable word will represent the **long i sound**. Read and color the sight word **my**.



Read the following sentences.

My dog had a hat.

"What is that on top of the dog?" said my pal.

"That is my dog's hat," I said.

"That is a pretty hat!" said my pal.



Sight Words First Grade
Book 15: What Is That?

Answers

Extra Practice

Post-Reading Worksheets

Answers

Name: _____

Read each word. Circle the grapheme (letter or letters that represent a sound) that is the same in each word within a box. The first box is done for you as an example.

to
do

fly
my

had
has
as

was
will
with

no
so

the
they

why
what

go
goes

now
down

said
saw

